

Navigability of complex networks

Dmitri Krioukov
CAIDA/UCSD

M. Boguñá, M. Ángeles Serrano, F. Papadopoulos
A. Vahdat, kc claffy

UNT
January, 2010



Complex networks

Technological

- Internet
- Transportation
- Power grid

Social

- Collaboration
- Trust
- Friendship

Biological

- Gene regulation
- Protein interaction
- Metabolic
- Brain

Can there be anything common to all these networks???

Naïve answer:

- Sure, they must be complex
- And probably quite random
- But that's it

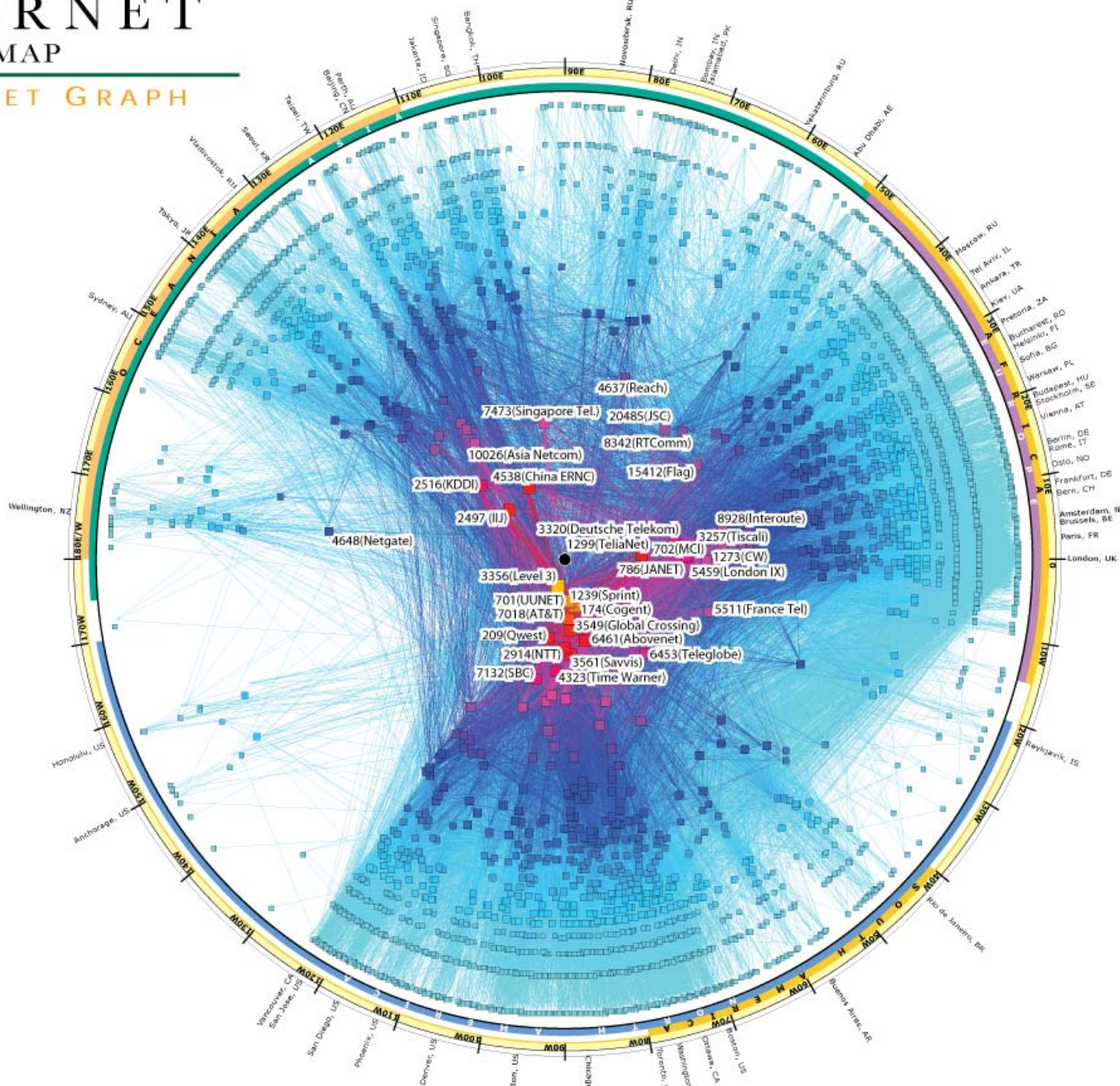
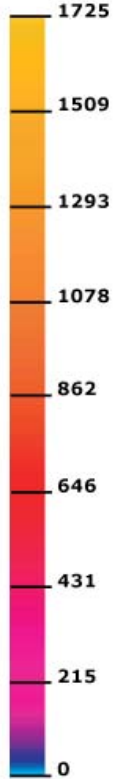
Well, not exactly!


IPv4 INTERNET TOPOLOGY MAP

copyright ©2007 UC Regents. all rights reserved.

AS-level INTERNET GRAPH

Peering:
OutDegree





Internet

Heterogeneity:

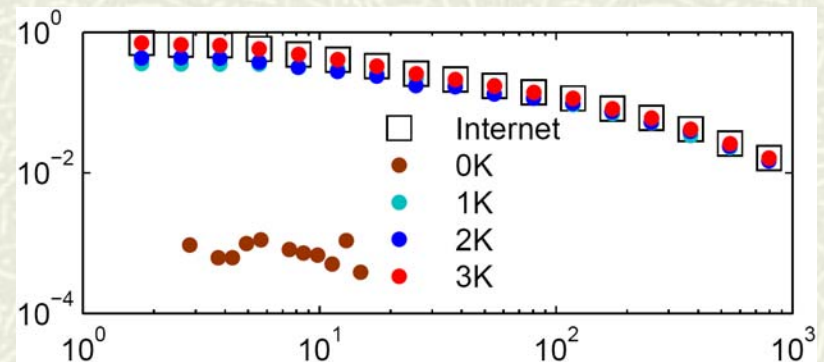
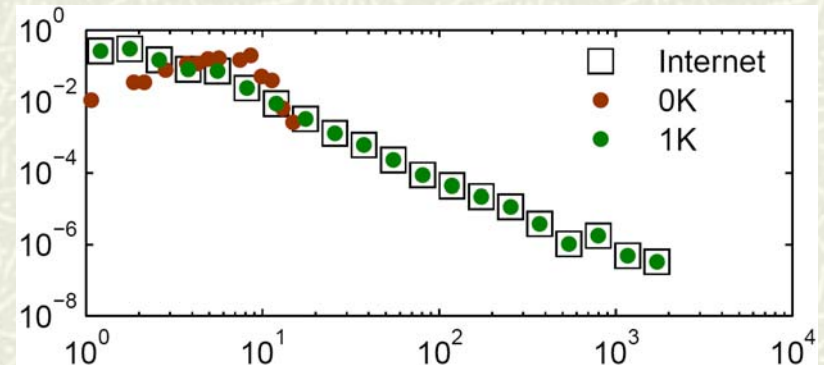
distribution $P(k)$
of node degrees k :

- Real: $P(k) \sim k^{-\gamma}$
- Random: $P(k) \sim \lambda^k e^{-\lambda/k!}$

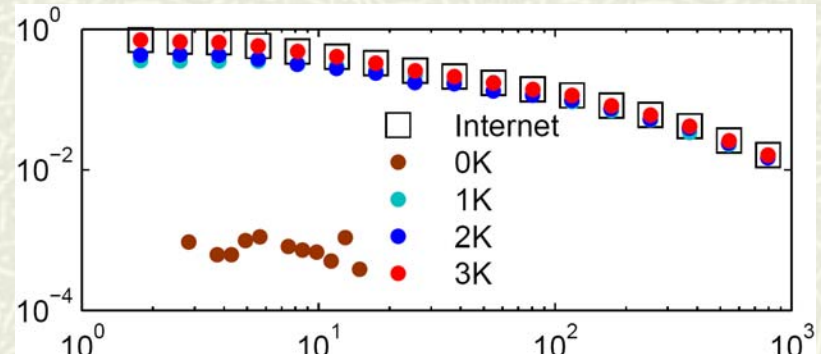
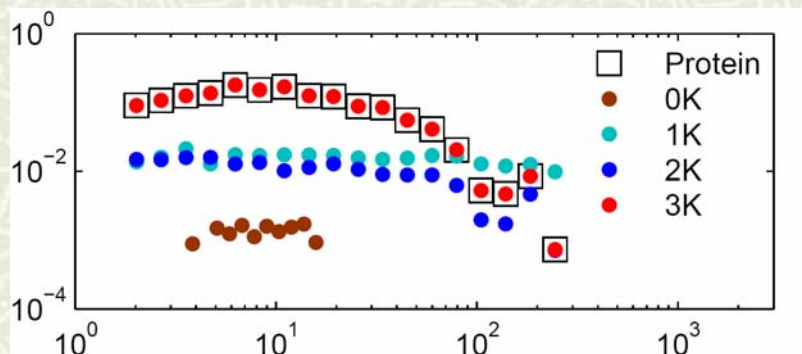
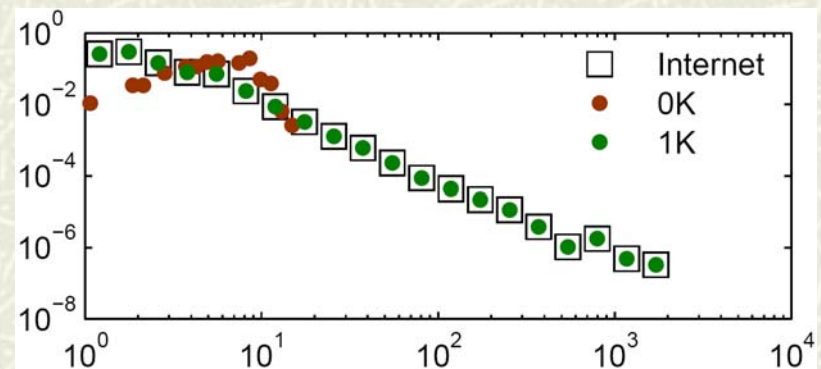
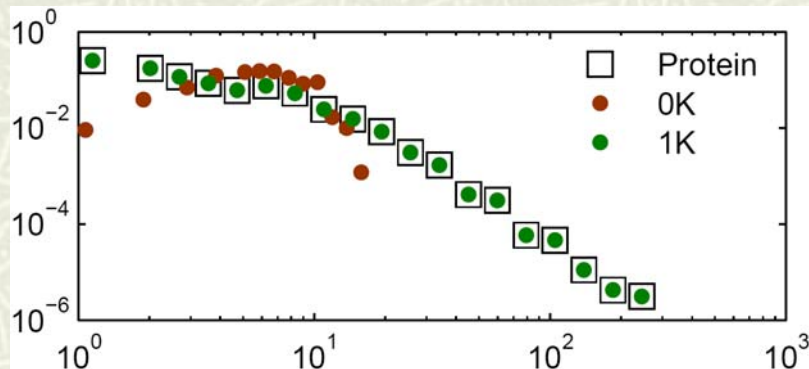
Clustering:

average probability that
node neighbors are connected:

- Real: 0.46
- Random: 6.8×10^{-4}



Internet vs. protein interaction



Common **structure** of complex networks: Strong heterogeneity and clustering

Network	Exponent of the degree distribution	Average clustering
Internet	<i>2.1</i>	<i>0.46</i>
Air transportation	<i>2.0</i>	<i>0.62</i>
Actor collaboration	<i>2.3</i>	<i>0.78</i>
Protein interaction <i>S. cerevisiae</i>	<i>2.4</i>	<i>0.09</i>
Metabolic <i>E. coli</i> and <i>S. cerevisiae</i>	<i>2.0</i>	<i>0.67</i>
Gene regulation <i>E. coli</i> and <i>S. cerevisiae</i>	<i>2.1</i>	<i>0.09</i>

Common **function** of complex networks: Transport or signaling phenomena

Examples:

- Brain
- Internet
- Transportation networks
- Regulatory networks
- Metabolic networks
- Food webs
- Social networks

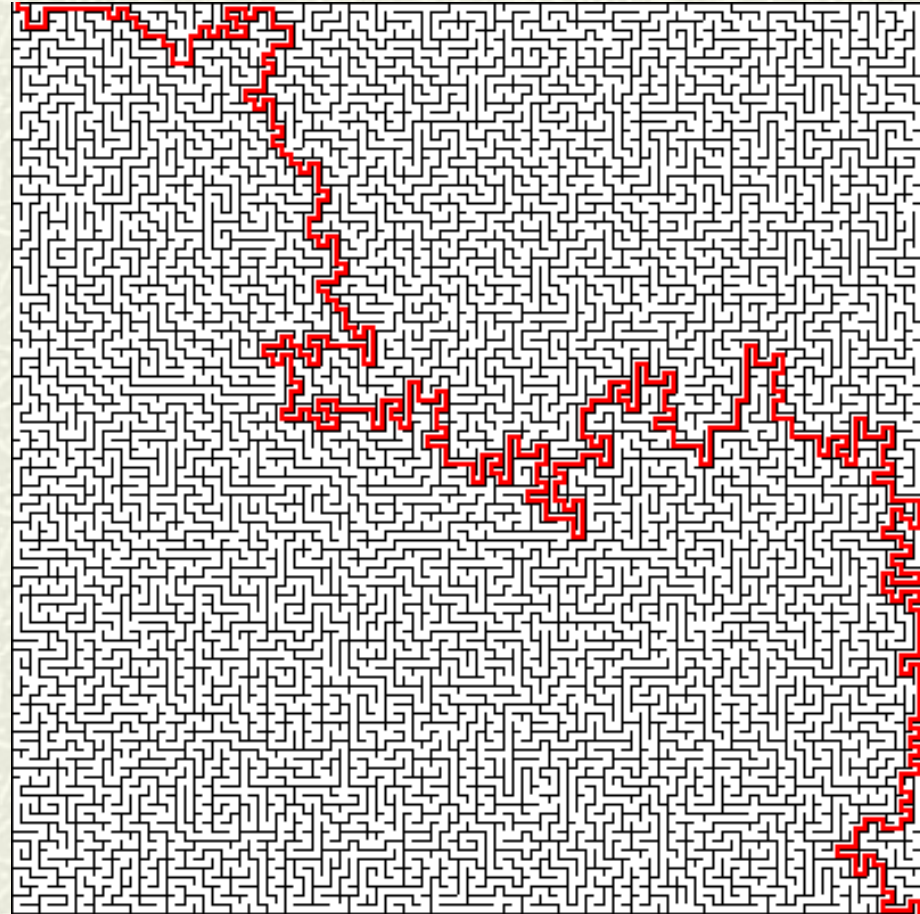
But in many networks, nodes do not know the topology of a network, its complex maze

Milgram's experiments

- ⌘ Settings: random people were asked to forward a letter to a random individual by passing it to their friends who they thought would maximize the probability of letter moving “closer” to the destination
- ⌘ Results: surprisingly many letters (30%) reached the destination by making only ~6 hops on average
- ⌘ Conclusion:
 - People do not know the global topology of the human acquaintance network
 - But they can still find (short) paths through it

Complex networks as complex mazes

- # To find a path through a maze is relatively easy if you have its map
- # Can you quickly find a path if you are *in* the maze and don't have its map?
- # Only if you have a compass, which does not lead you to dead ends
- # Hidden metric spaces are such compasses




Take home message

- # *Hidden metric spaces* explain common **structure and function** of complex networks

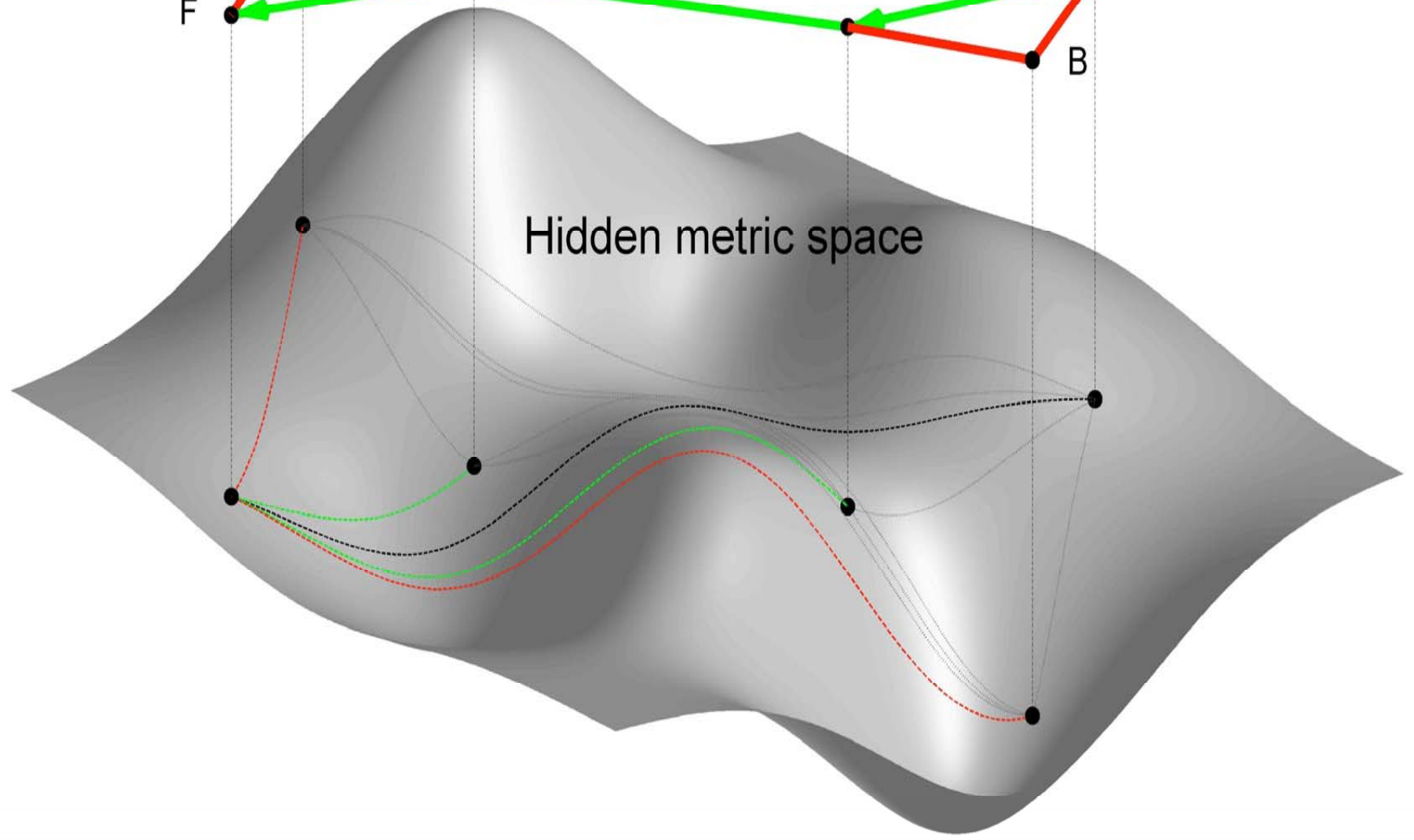
Hidden metric spaces

- # All nodes in a network exist in a metric space
- # Distances in this space abstract node similarities
 - More similar nodes are closer in the space
- # Network consists of links that exist with probability that decreases with the hidden distance
 - More similar/close nodes are more likely to be connected

Observable network topology




Hidden metric space



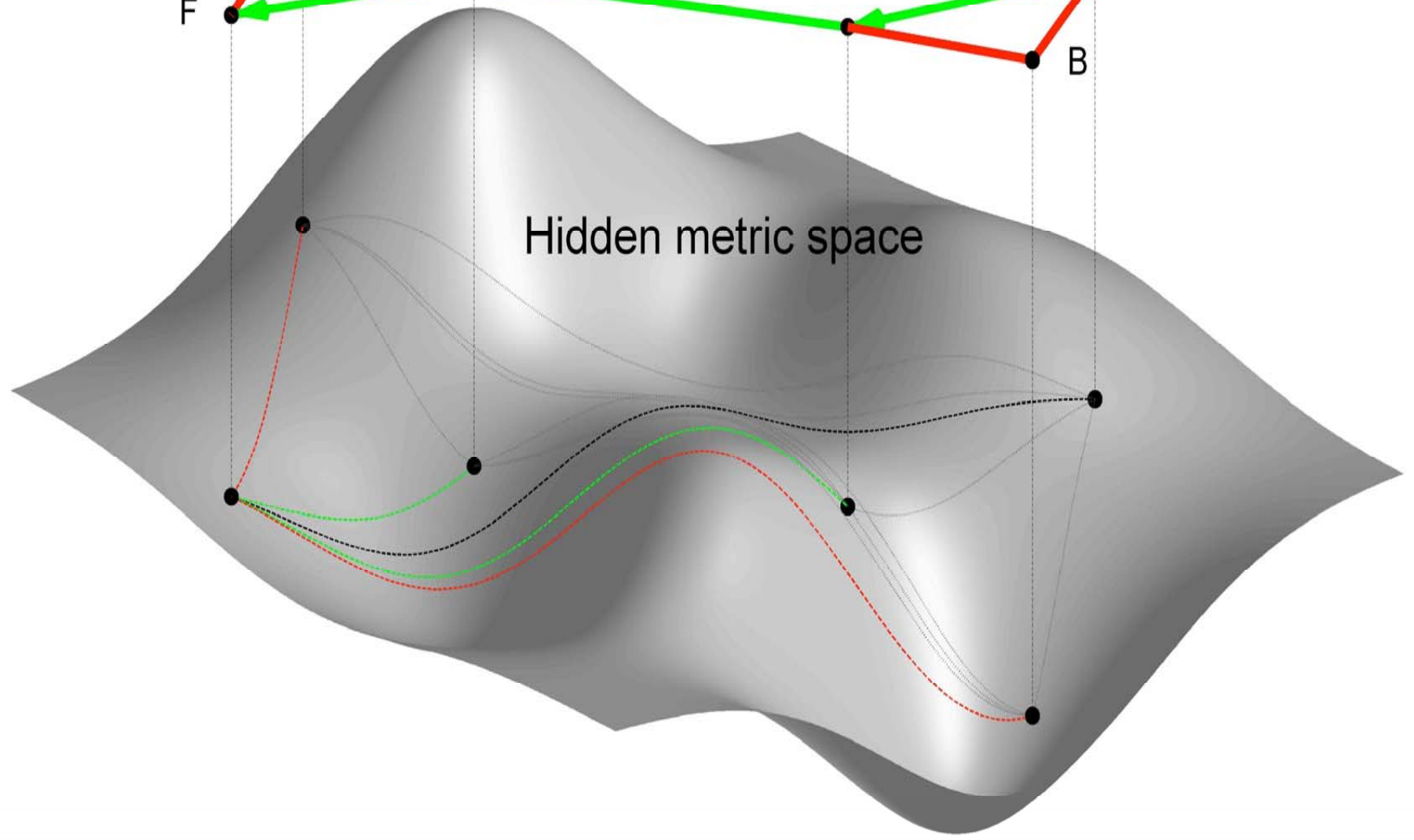
Navigation by greedy routing

- # To reach a destination, each node forwards information to the one of its neighbors that is closest to the destination in the hidden space

Observable network topology



Hidden metric space



Navigability metrics

Stretch

- how much longer greedy paths are with respect to shortest paths in the network

Success ratio

- what percentage of greedy paths reach their destination without getting stuck at local minima, i.e., nodes that do not have any neighbors closer to the destination than themselves
-

Properties to focus on

Structure

- clustering
- heterogeneity

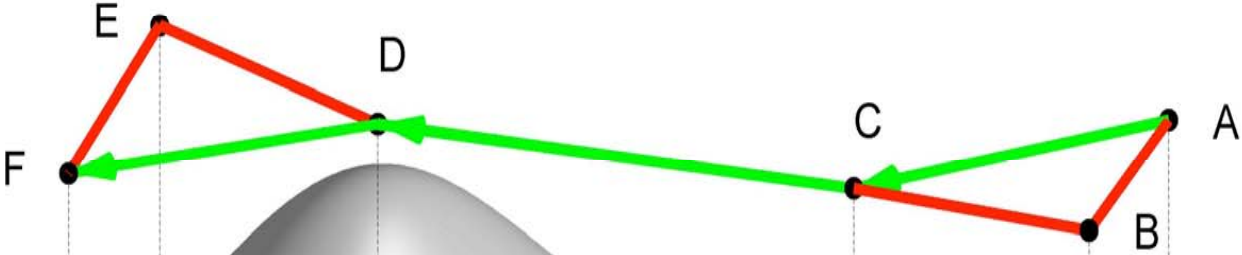
Function

- stretch
 - success ratio
-

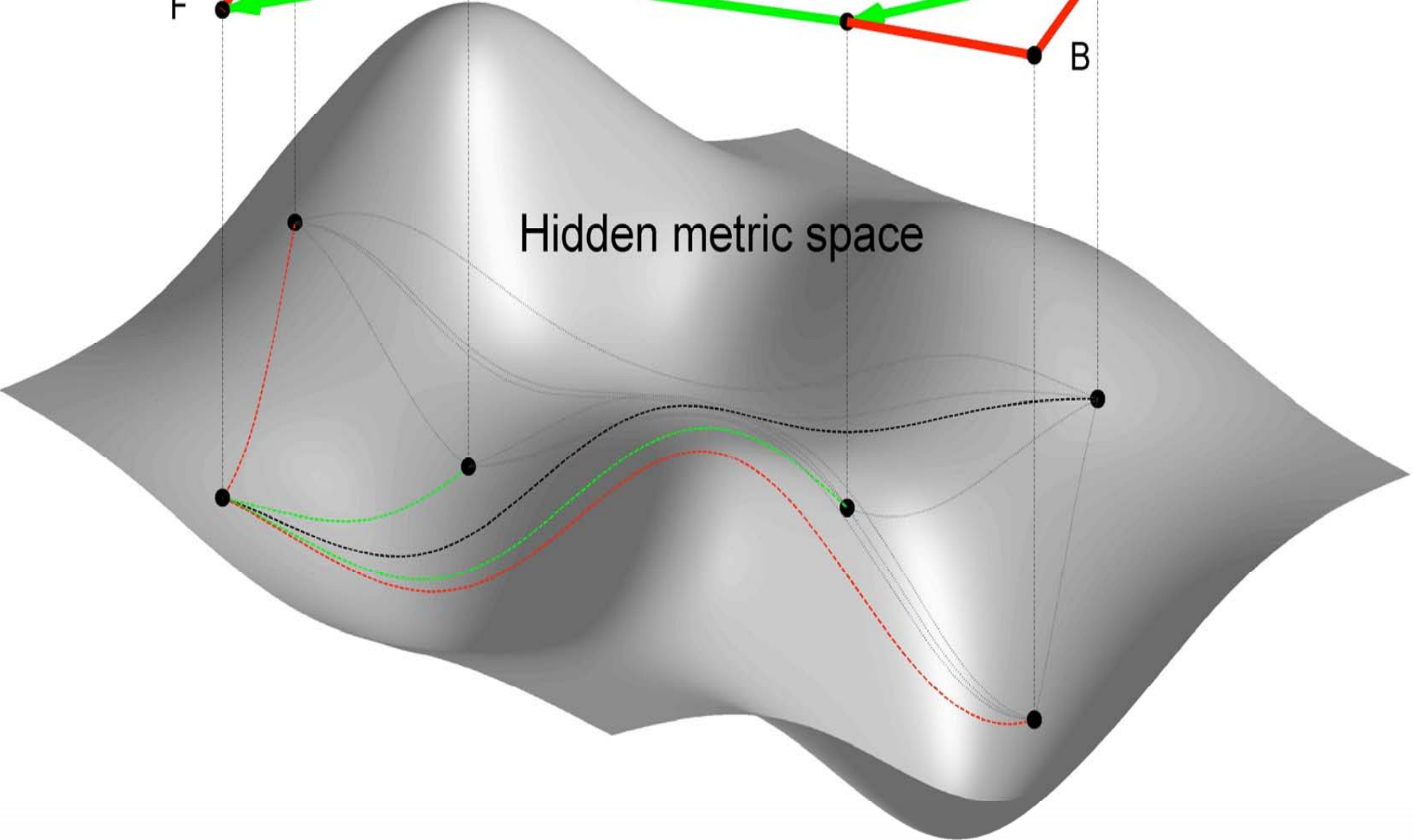
Clustering

- # Clustering is a direct consequence of the triangle inequality in hidden metric spaces

Observable network topology



Hidden metric space



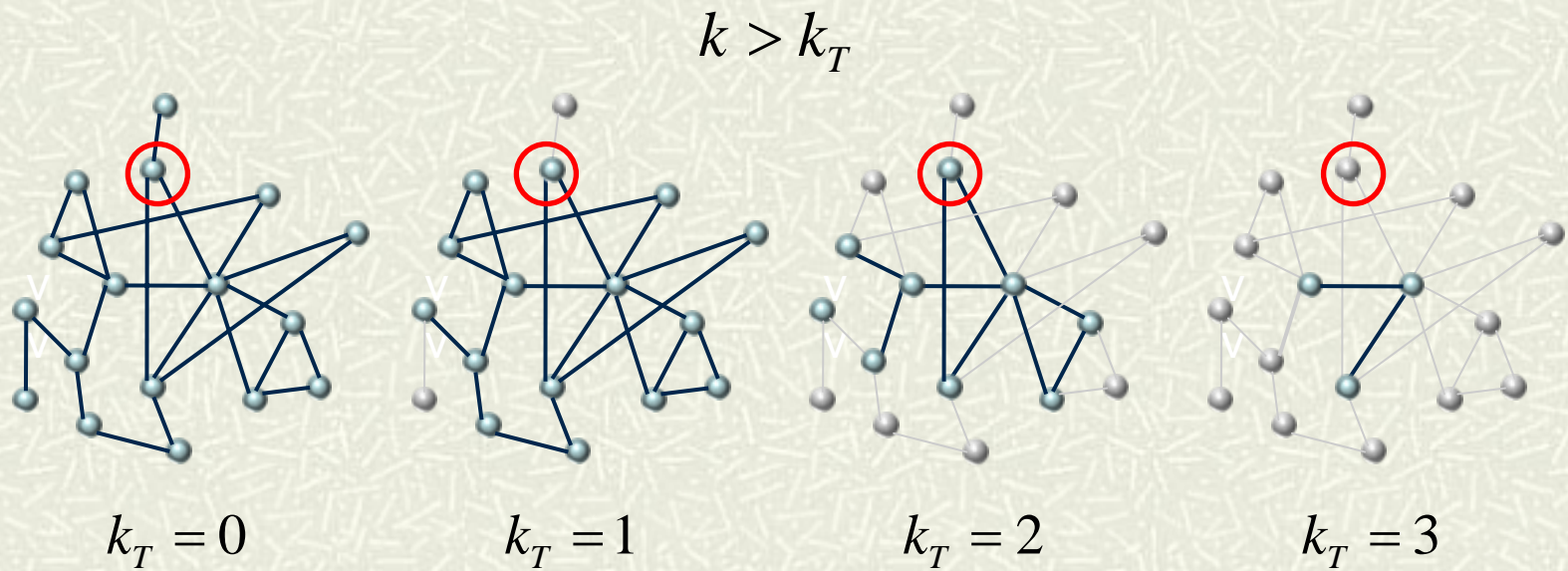
First empirical evidence: self-similarity of clustering

- # Hidden metric spaces appear as the only reasonable explanation of one fine property of real networks – clustering self-similarity

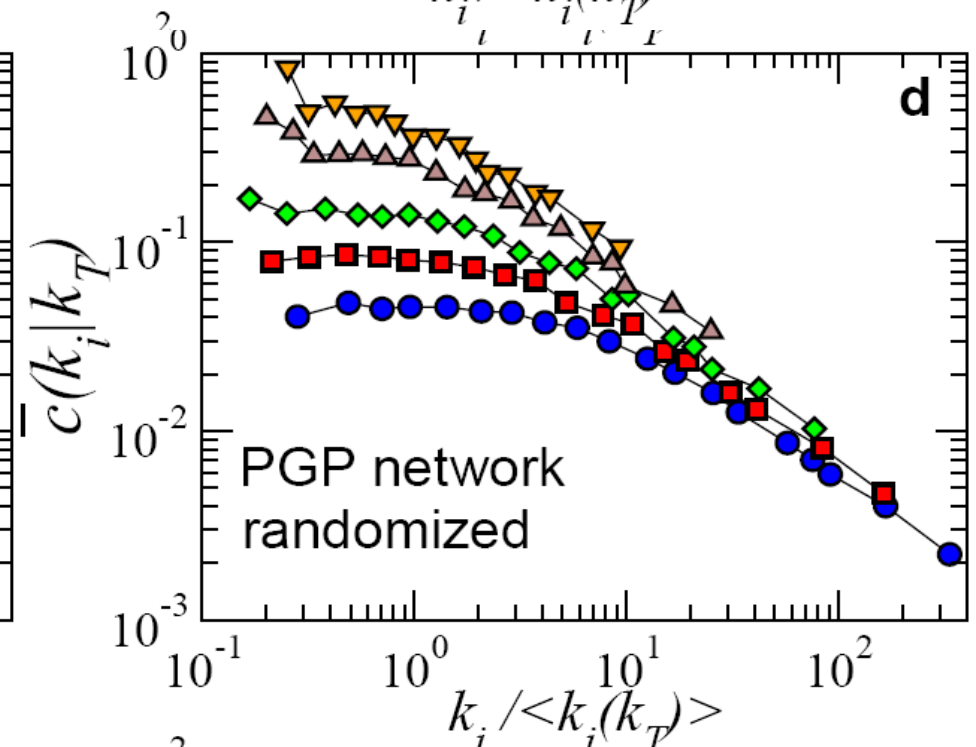
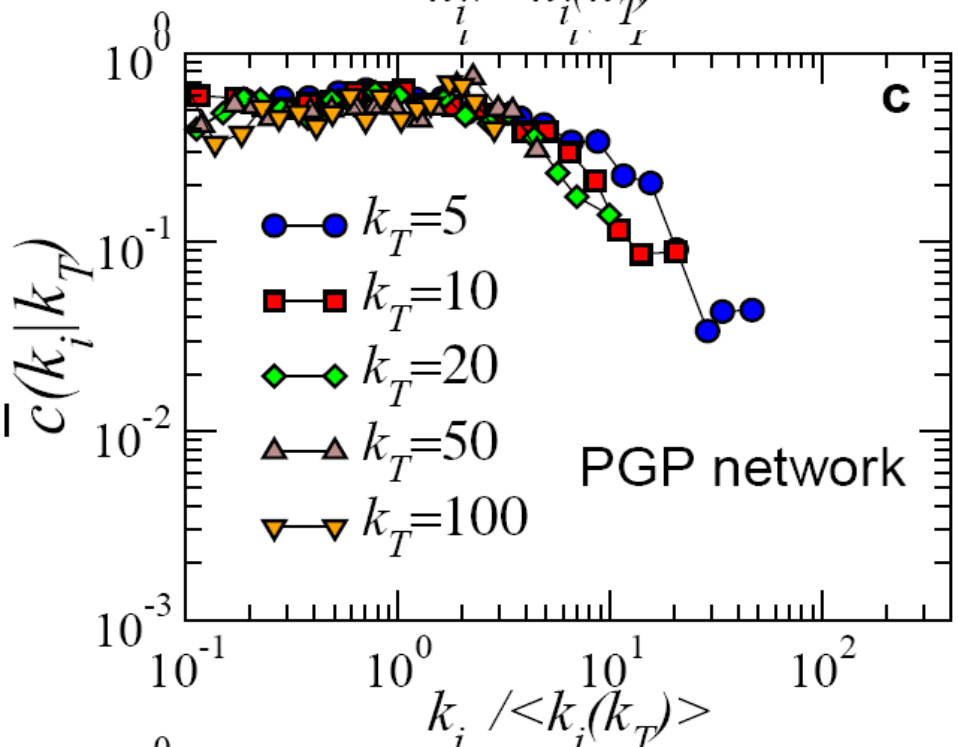
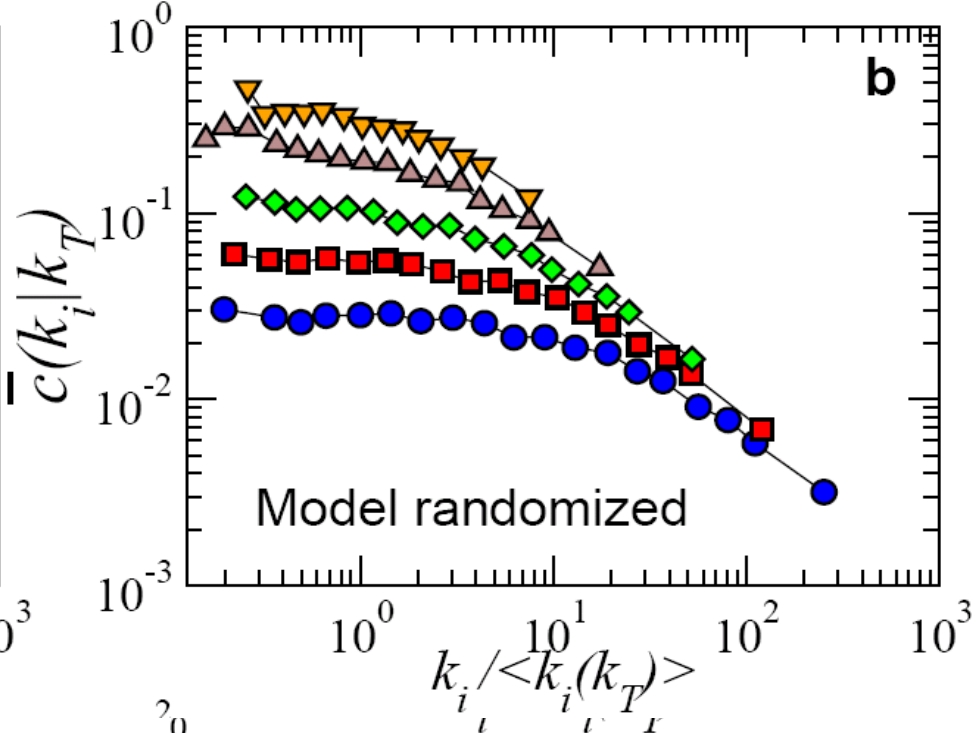
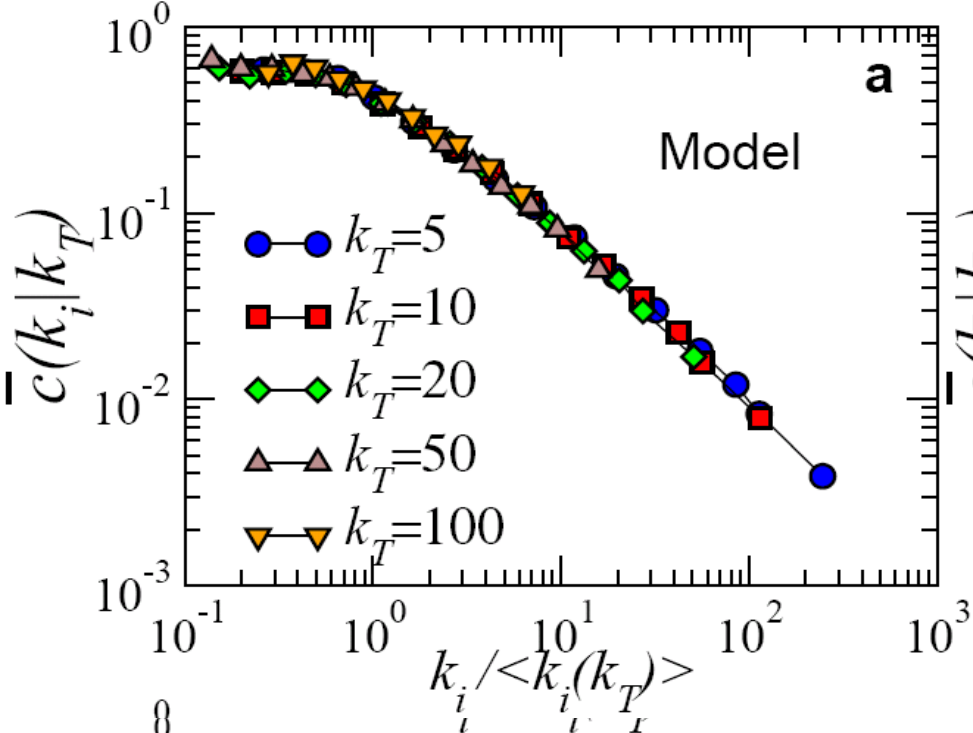
Clustering self-similarity

- # Consider four networks
 - a real one, whose metric space we do not know
 - a synthetic one, with a modeled metric space underneath
 - randomized versions of both networks
- # Degree-renormalize all four networks
- # Compare clustering before and after renormalization:
 - original networks (real and synthetic): clustering is the same
 - randomized networks (real and synthetic): clustering is **not** the same
- # Suggesting that as the synthetic network, the real network also has some metric structure underneath, which gets destroyed by randomization

Degree renormalization



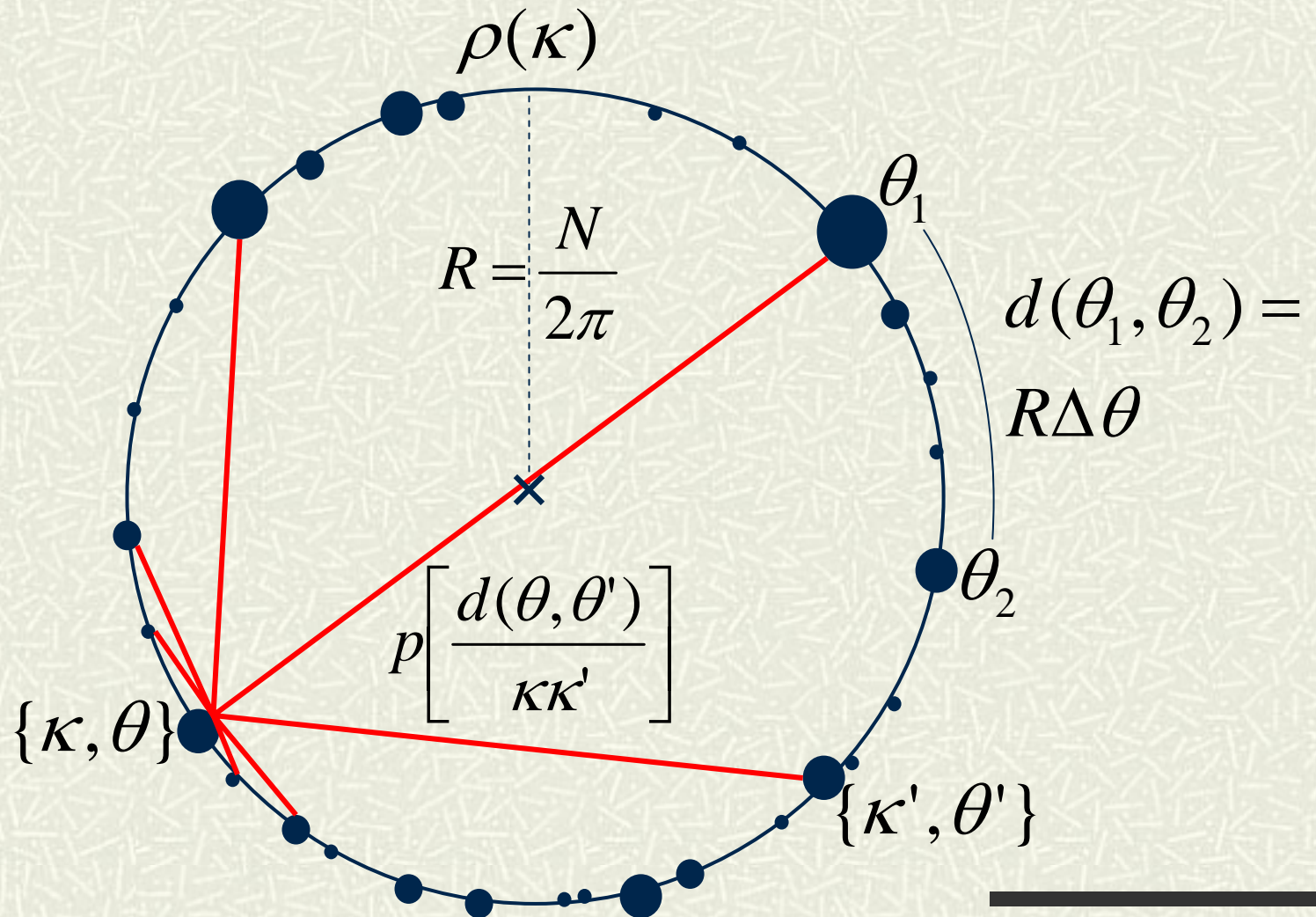
$$k_i / \langle k_i(k_T) \rangle$$



Modeling hidden metric spaces the simplest way – by a circle

- N nodes are randomly placed on a circle of radius $N/(2\pi)$
 - so that the node density is uniform ($=1$) on the circle
- All N nodes are assigned a random variable κ , the node expected degree, drawn from
$$\rho(\kappa) = (\gamma - 1)\kappa^{-\gamma}$$
- Each pair of nodes is connected with probability p , which must be an integrable function of
$$\chi \sim \Delta\theta / (\kappa\kappa')$$
 - where $\Delta\theta$ is the angular distance between nodes, and κ, κ' are their expected degrees

The \mathbb{S}^1 model



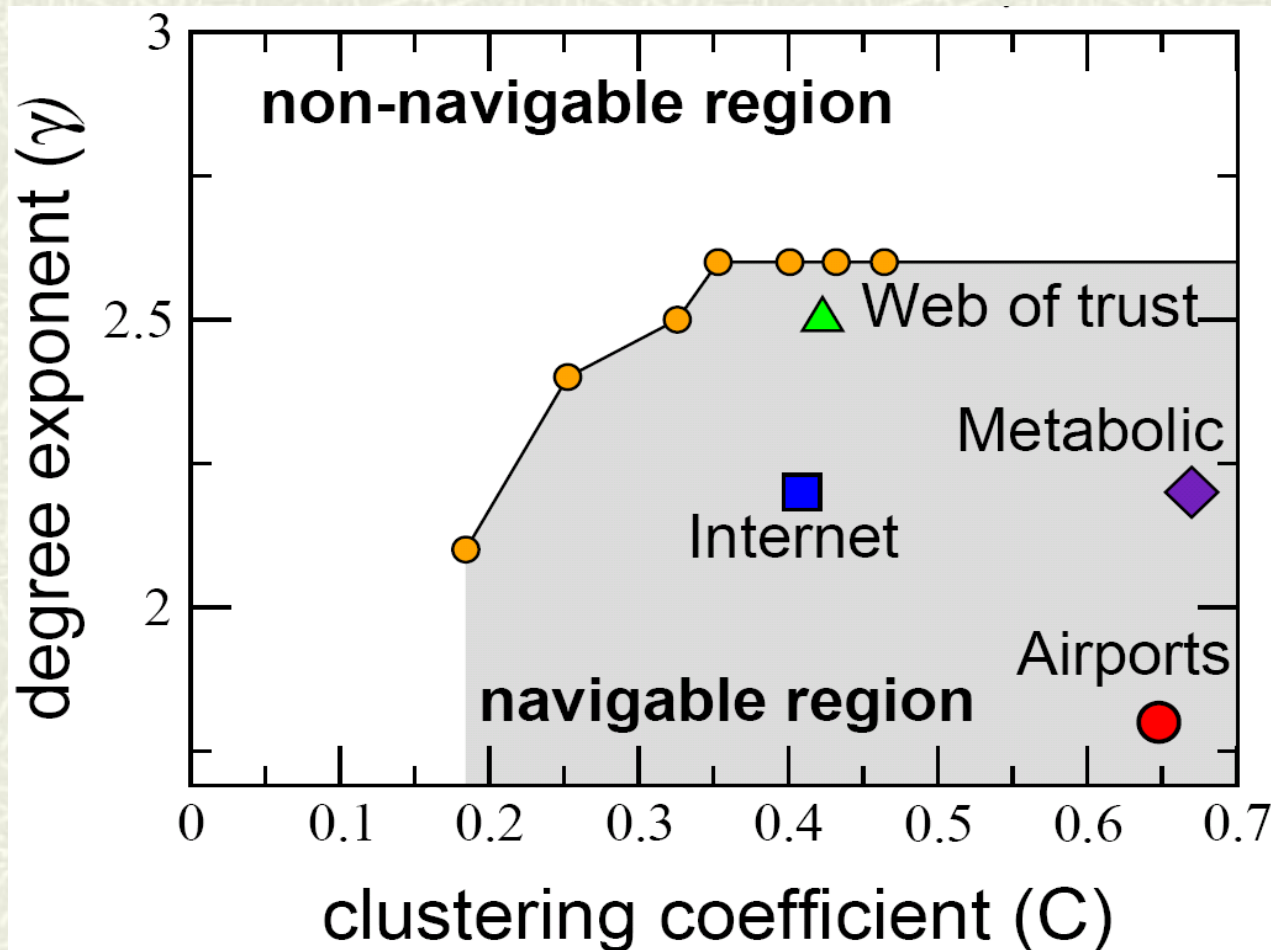
Properties of the \mathbb{S}^1 model

- # The model generates networks with
 - any (heterogeneous) degree distribution
 - by choosing different $\rho(\kappa)$
 - any clustering
 - by choosing different $p(\chi)$
 - a simple metric space underneath (obviously)
 - so that we can study network navigability
- # Therefore, using the model, and having the metric space fixed (to \mathbb{S}^1), we may ask the question:
 - What combinations of degree distribution and clustering lead to maximum navigability?

Ultrasmall **stretch** of ultrasmall worlds

- # All successful greedy paths are asymptotically shortest (stretch = 1) in heterogeneous topologies with strong clustering
 - In fact, this statement holds for any uniform and isotropic hidden space geometry
 - But the success ratio does depend on this geometry

Success ratio in the \mathcal{S}^I model



Complex networks are navigable

- # Specific values of degree distribution and clustering observed in real complex networks correspond to the highest efficiency of greedy routing in the \mathbb{S}^1 model
- # Which implicitly suggests that complex networks evolve to navigable configurations
- # If they did not, they would not be able to function

One caveat and one question


- # The maximum value of the success ratio observed in the \mathbb{S}^1 model is 65%
- # Is there a space, other than \mathbb{S}^1 , that brings the maximum success ratio close to 100%?

One answer

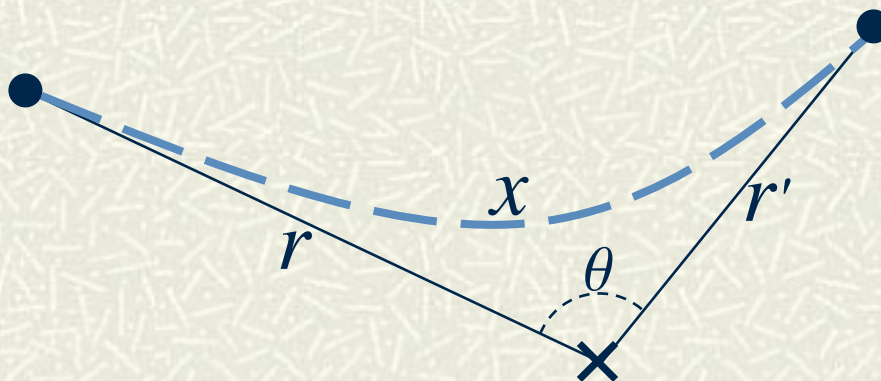
- # The answer is yes!
- # The maximum success ratio reaches 100% if the hidden space is hyperbolic (\mathbb{H}^2)

Two facts on hyperbolic geometry

- # Exponential expansion of space
- # Distance calculations



Hyperbolic distance



$$\# \cosh x = \cosh r \cosh r' - \sinh r \sinh r' \cos \theta$$

$$\# x \approx r + r' + 2 \ln \sin(\theta/2)$$

$$\# x \approx r + r' + 2 \ln(\theta/2)$$

The \mathbb{S}^1 -to- \mathbb{H}^2 transformation

- # Change of variables from κ (expected degree) to r (radial coordinate)

$$\kappa = e^{(R-r)/2}$$

- where $R = 2 \ln(N/c)$

- # yields the radial node density

$$\rho(r) = \alpha e^{\alpha(r-R)}$$

- where

$$\alpha = (\gamma - 1) / 2$$

- # and the argument of the connection probability

$$\chi = e^{(x-R)/2}$$

- where x is the hyperbolic distance between nodes

Phys Rev E, v.80, 035101(R), 2009

The other way around: The native \mathbb{H}^2 model

- # The hidden space is the simplest hyperbolic space – a disc (of radius $R = 2 \ln(N/c)$)
- # Distribute nodes (quasi-)uniformly on it:
 - the angular node density is uniform
 - the radial node density is exponential (because the space is hyperbolic!)
$$\rho(r) = \alpha e^{\alpha(r-R)}$$
- # Connect each pair of nodes with probability
$$p[\chi] = p[e^{(x-R)/2}]$$
- # The resulting node degree distribution is a power law
$$P(k) \sim k^{-\gamma}$$
 - where $\gamma = 2 \alpha + 1$

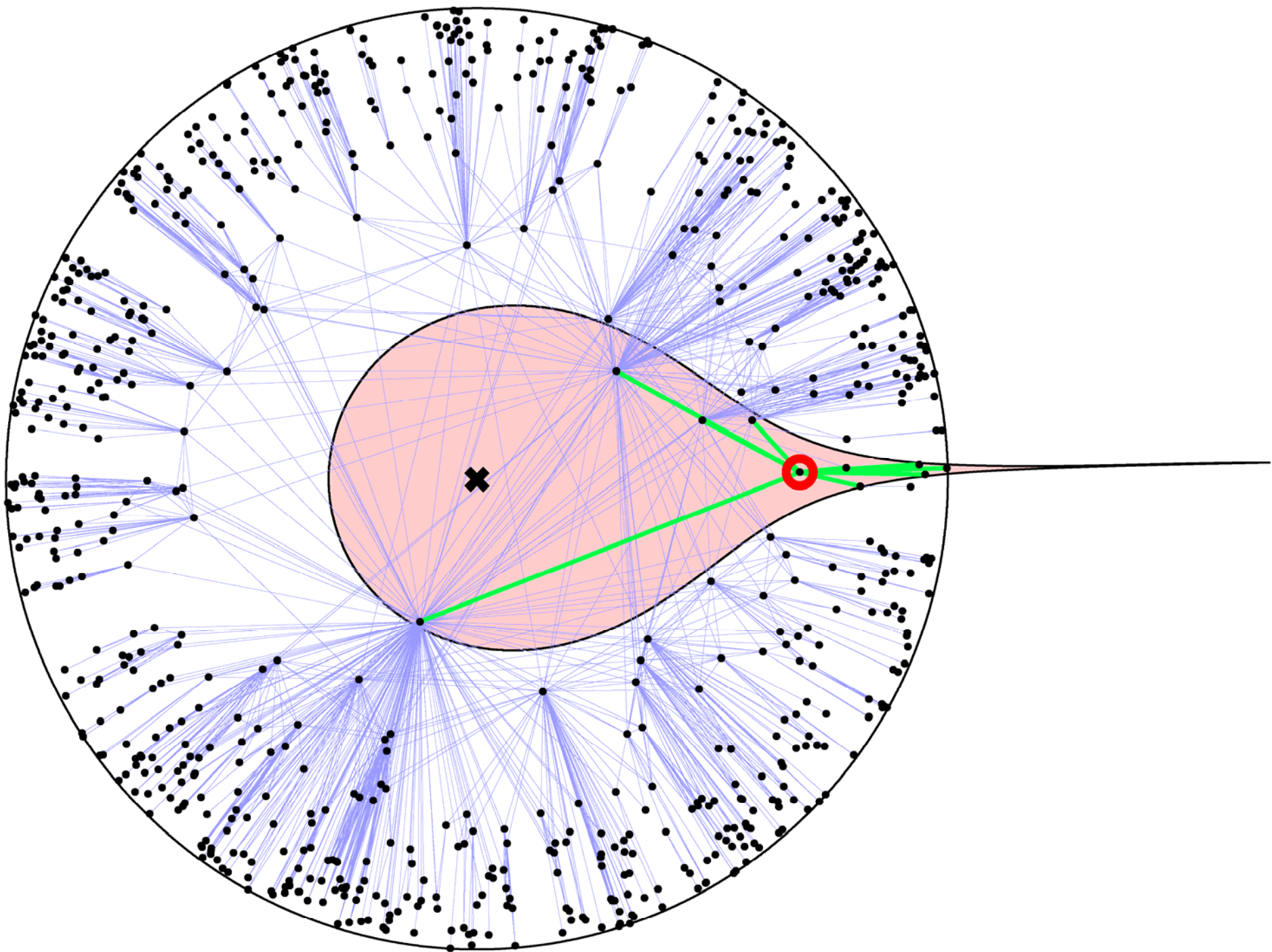
Two properties of the \mathbb{H}^2 model

- # Network heterogeneity emerges naturally as a simple consequence of the exponential expansion of space in hyperbolic geometry
- # The choice of the Fermi-Dirac connection probability

$$p[x] = \frac{1}{e^{(x-R)/(2T)} + 1} \xrightarrow{T \rightarrow 0} \Theta(R - x)$$

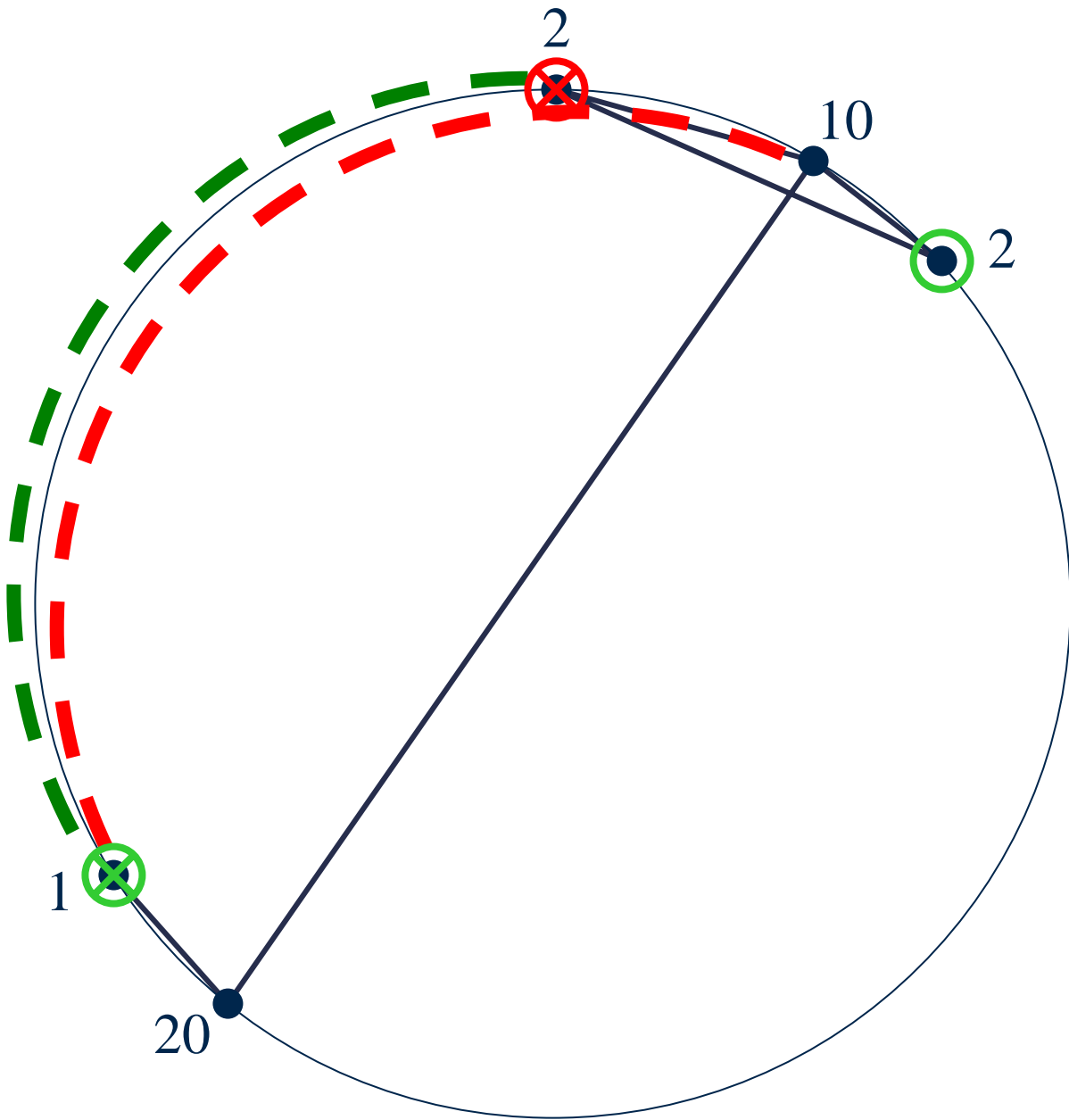
yields the following physical interpretation:

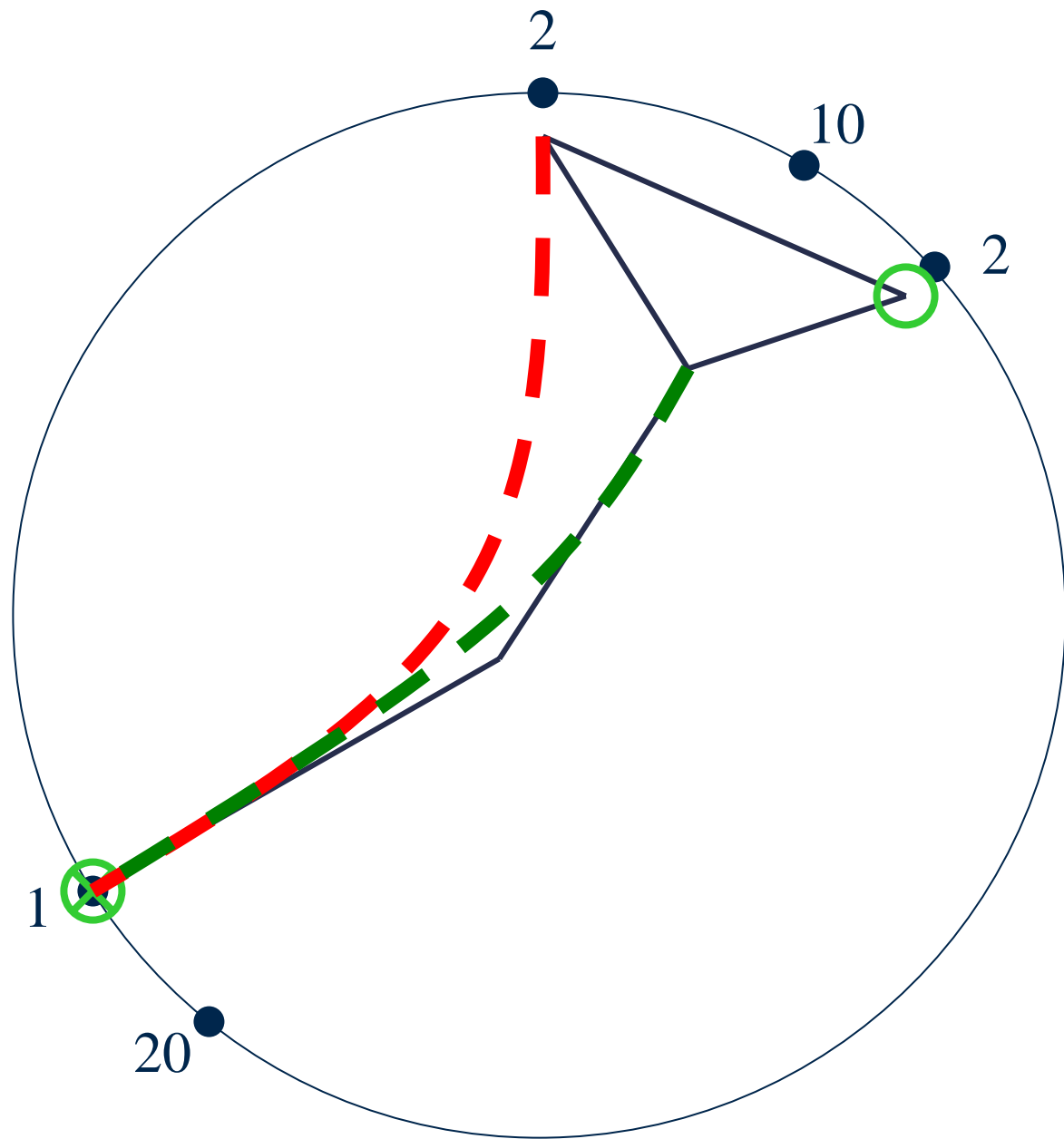
- Hyperbolic distances x are energies of the corresponding links-fermions
- Hyperbolic disc radius R is the chemical potential
- Clustering-controlling parameter T is the system temperature

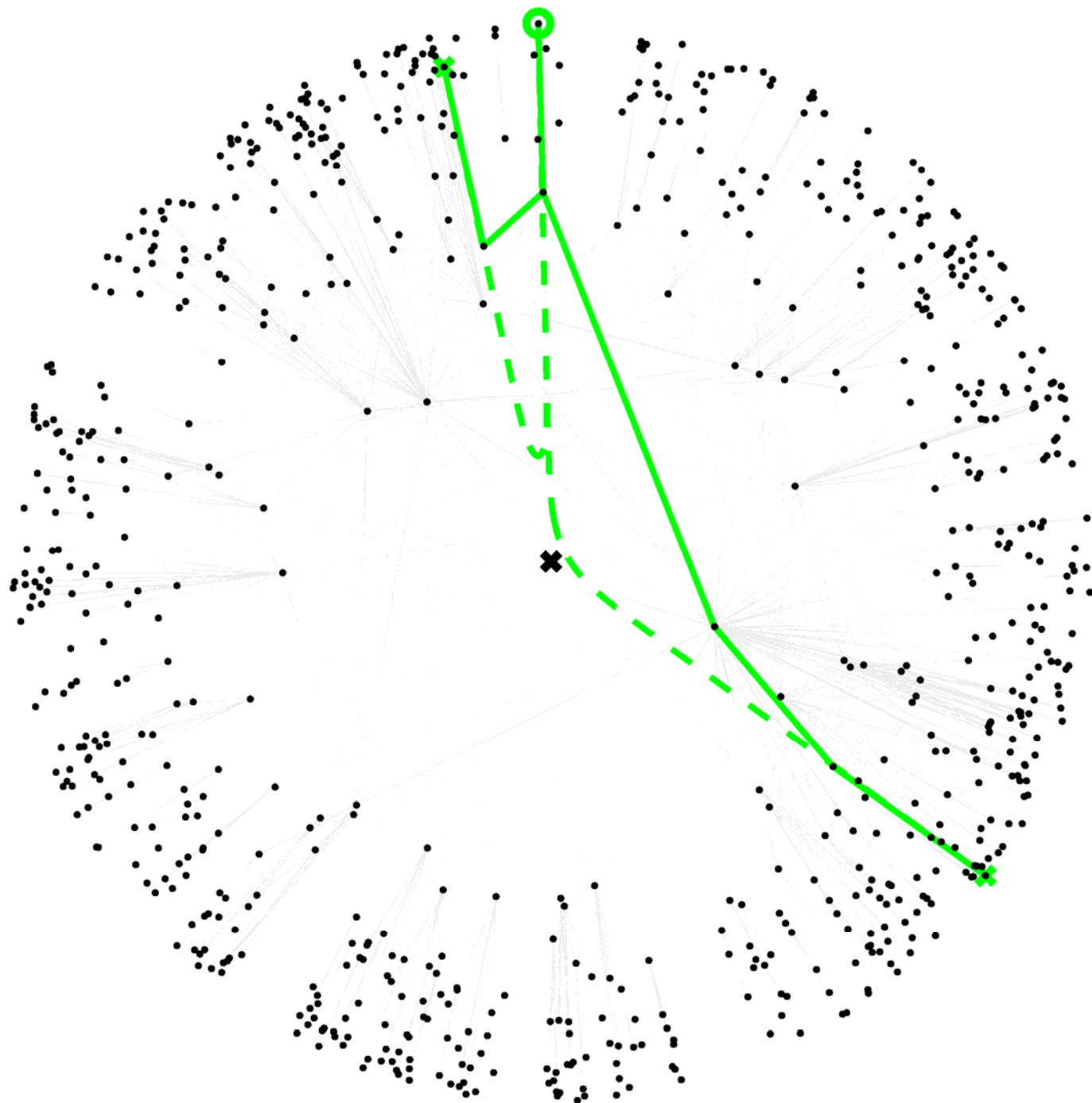


Why navigation in \mathbb{H}^2 is more efficient than in \mathbb{S}^1

- # Because nodes in the \mathbb{S}^1 model are not connected with probability which depends solely on the \mathbb{S}^1 distances $\sim \Delta\theta$
 - # Those distances are rescaled by node degrees to $\chi \sim \Delta\theta / (\kappa\kappa')$ (to guarantee that $k(\kappa) = \kappa$)
 - # These rescaled distances are hyperbolic (after the κ -to- r change of variables)
 - # Intuitively, navigation is more efficient if it uses more congruent distances, i.e., those with which the network is built
-





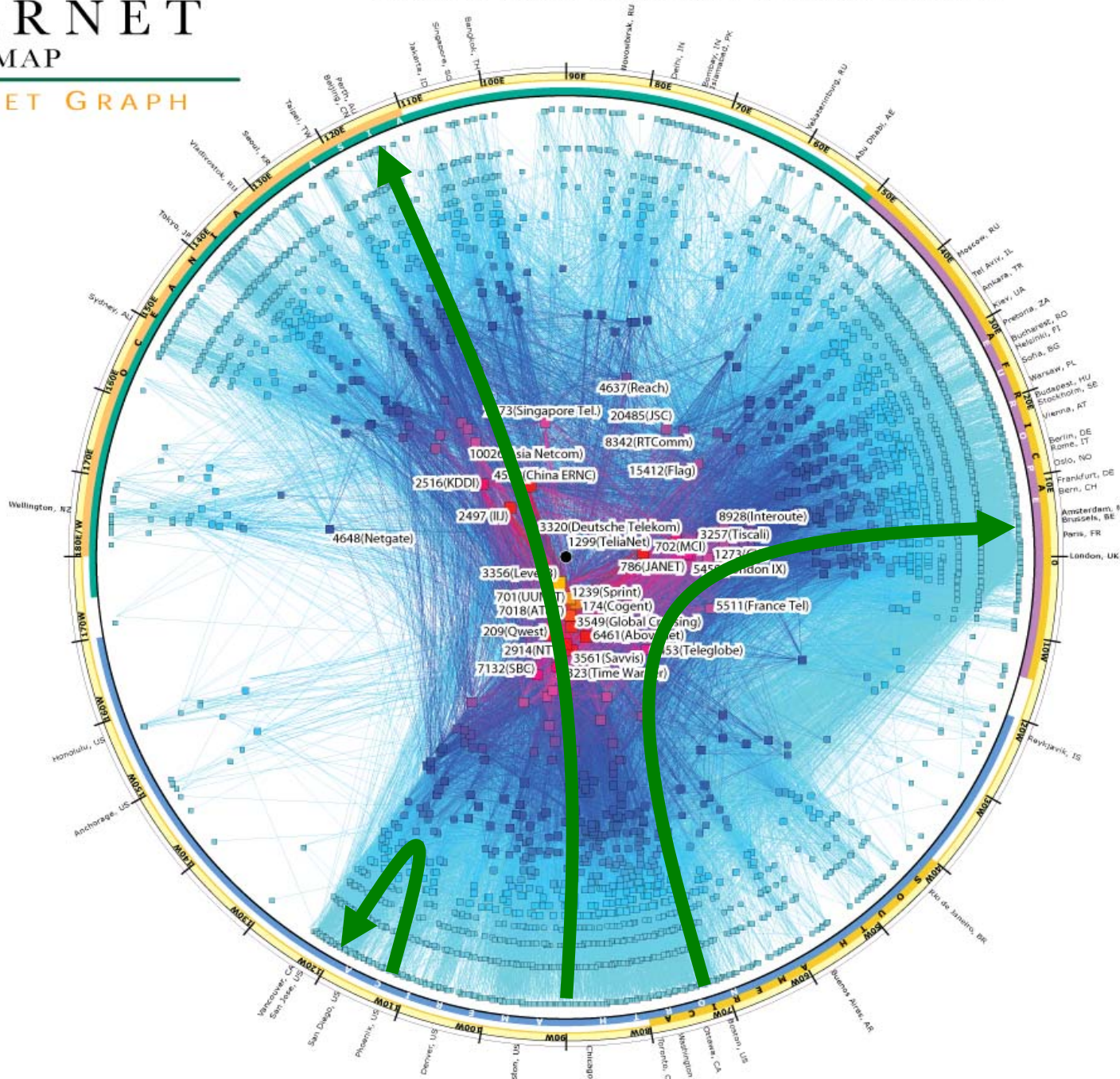
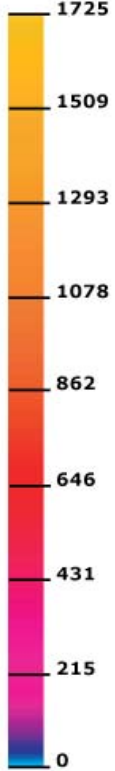


IPv4 INTERNET TOPOLOGY MAP

AS-level INTERNET GRAPH


copyright © 2007 UC Regents. all rights reserved.

Peering:
OutDegree



...and back to self-similarity

- # Degree-thresholding renormalization is a homothety along the radial coordinate
- # Such homotheties are symmetry transformations in hyperbolic geometry
- # Self-similarity of complex networks proves not only that hidden spaces exist, but also that they are hyperbolic



Why hyperbolic spaces

- # Nodes in complex networks can often be hierarchically classified
 - Community structure (social and biological networks)
 - Customer-provider hierarchies (Internet)
 - Hierarchies of overlapping attribute sets (all networks)
- # Hierarchies are (approximately) trees
- # Hyperbolic spaces are tree-like
(trees embed almost isometrically in them)

Take home message

- Hidden hyperbolic metric spaces explain the common structure and function of complex networks:
 - Structure:
 - Strong clustering is a consequence of the fact that hyperbolic spaces are metric
 - Heterogeneity is a consequence of their negative curvature
 - Function:
 - Stretch is 1, i.e., all greedy paths are shortest
 - Success ratio is 100%, i.e., all greedy paths are successful
-

Current work

- # We have a formal proof that stretch is 1, but we do not yet have a formal proof that success ratio is 100%
 - # Mapping real networks to their metric spaces.
Two paths:
 - **Brute force:** use statistical inference techniques (e.g., MLE) to map a network to a model space
 - Requires involved manual intervention
 - Algorithm running times are prohibitive for large networks
 - **Constrictive:** construct a map based on intrinsic node similarities
 - What node attributes to choose to compute similarities
 - Many similarity metrics exist. Which one to choose?
-

One immediate application

- Succeeded in brute-force mapping the Internet to \mathbb{H}^2
 - Stretch is almost 1
 - Success ratio is almost 100%
 - Thus resolving long-standing scalability problems with existing Internet routing
 - Existing Internet routing is based on global knowledge of the topology
 - If topology changes, the information about the change must be diffused to all the routers
 - Which involves enormous and ever-growing communication overhead
 - over-whelmed routers fail, endangering the performance and stability of the global Internet
 - black holes have started appearing in the Internet already
 - Greedy routing does not require any global knowledge, thus resolving the scaling limitations of routing in the Internet
-

Future potential applications

- Upon successful mapping a network to its metric space, we can:
 - provide a new perspective on community detection
 - instead of splitting nodes into discrete communities, we have a continuous measure of similarity for each two nodes – their hidden distance
 - “communities” are then zones of higher node density in the hidden space
 - improve recommender systems
 - based on user similarity, predict what movies (Netflix) or goods (Amazon) a user will like
 - predict what conditions lead to the appearance of undesirable local minima – examples of such *lethal dead ends* include:
 - cancer
 - protein mis-folding
 - brain mal-function
 - etc
-

Further details

- # M. Ángeles Serrano, D. Krioukov, and M. Boguñá,
Self-Similarity of Complex Networks and Hidden Metric Spaces,
Physical Review Letters, v.100, 078701, 2008
 - # M. Boguñá, D. Krioukov, and kc claffy,
Navigability of Complex Networks,
Nature Physics, v.5, p.74-80, 2009
 - # M. Boguñá and D. Krioukov,
Navigating Ultrasmall Worlds in Ultrashort Time,
Physical Review Letters, v.102, 058701, 2009
 - # D. Krioukov, F. Papadopoulos, A. Vahdat, and M. Boguñá,
Curvature and Temperature of Complex Networks,
Physical Review E, v.80, 035101(R), 2009
-